






HOME BUILDING CHECKLIST

EVERYTHING YOU NEED TO KNOW

Your Comprehensive Guide to Building Your Dream Home



 [precise-home.com](https://www.precise-home.com)  682-390-2512  terence@precise-home.com



INTRODUCTION

Welcome to the ultimate guide to building your dream home. This checklist covers every aspect of the home building process, ensuring you don't miss a single detail. At Precise Home, we are dedicated to making your home building journey as smooth and enjoyable as possible.

CHECKLIST



#1 INITIAL PLANNING

Define your budget.
Determine your financing options.
List your needs and wants in a new home.
Research potential neighborhoods.
Check local zoning laws and regulations.

 **TIP:**

Start by setting a realistic budget and sticking to it throughout the process.



#2 CHOOSING A LOCATION

Evaluate school districts.
Assess proximity to work and amenities.
Check the crime rate and safety of the area.
Consider future development plans in the area.
Visit potential lots at different times of the day.

 **ADVICE:**

Visit potential neighborhoods at different times to get a feel for the area.



#3 DESIGNING YOUR HOME

Hire an architect or designer.
Create a detailed floor plan.
Choose the style and layout of the home.
Plan for future needs (e.g., aging in place, growing family).
Select sustainable and energy-efficient options.

 **INSIGHT:**

Sustainable design can save you money in the long run.



#4 HIRING A BUILDER

Research and shortlist potential builders.
Check references and past work.
Verify licenses and insurance.
Get detailed quotes and compare them.
Read and understand the contract before signing.



#5 PERMITS AND APPROVALS

Submit building plans for approval.
Obtain necessary permits (e.g., building, plumbing, electrical).
Schedule inspections at various stages of construction.
Comply with homeowner association rules (if applicable).



#6 CONSTRUCTION PHASE

Clear and prepare the lot.
 Lay the foundation.
 Frame the structure.
 Install roofing and exterior finishes.
 Rough-in plumbing, electrical, and HVAC systems.



#7 INTERIOR FINISHES

Insulate and drywall.
 Install windows and doors.
 Choose and install flooring.
 Paint and finish walls.
 Install cabinetry and countertops.



#8 MECHANICAL SYSTEMS

Complete plumbing installations.
 Finish electrical work (e.g., outlets, fixtures).
 Install HVAC systems.
 Test all systems for functionality.



#9 FINAL TOUCHES

Install appliances.
 Complete interior trim work.
 Lay carpet and other flooring.
 Install final fixtures (e.g., faucets, lighting).
 Conduct a final walkthrough to check for any issues.



#10 EXTERIOR FINISHES

Landscape the yard.
 Install driveways and walkways.
 Set up outdoor living spaces (e.g., patio, deck).
 Ensure proper drainage and grading.
 Add exterior lighting and security features.



#11 INSPECTION AND HANDOVER

Schedule a final inspection.
 Address any issues or corrections.
 Obtain a certificate of occupancy.
 Review and receive all warranty documents.
 Prepare for the move-in.



#12 POST-CONSTRUCTION

Conduct a final review with the builder.
 Settle any remaining payments.
 Familiarize yourself with home maintenance.
 Plan for future upgrades or modifications.
 Provide feedback.



READY TO BUILD YOUR DREAM HOME?

Download our comprehensive
 Home Building Checklist and
 start planning today!
 Visit [precise-home.com](https://www.precise-home.com) or call
 us at 682-390-2512 to schedule
 your free consultation.

